



Always Designing  
for People®

## **ADP National Employment Report: Private Sector Employment Increased by 475,000 Jobs in February**

**ROSELAND, N.J. – March 2, 2022** – Private sector employment increased by 475,000 jobs from January to February according to the February [ADP® National Employment Report™](#). Broadly distributed to the public each month, free of charge, the *ADP National Employment Report* is produced by the ADP Research Institute® in collaboration with Moody's Analytics. The report, which is derived from ADP's actual data of those who are on a company's payroll, measures the change in total nonfarm private employment each month on a seasonally-adjusted basis.

### **February 2022 Report Highlights\***

View the *ADP National Employment Report* Infographic at [www.adpemploymentreport.com](http://www.adpemploymentreport.com).

**Total U.S. Nonfarm Private Employment: 475,000**

#### **By Company Size**

- **Small businesses: -96,000**
  - 1-19 employees -95,000
  - 20-49 employees -1,000
- **Medium businesses: 18,000**
  - 50-499 employees 18,000
- **Large businesses: 552,000**
  - 500-999 employees 23,000
  - 1,000+ employees 528,000

#### **By Sector**

- **Goods-producing: 57,000**
  - Natural resources/mining 2,000
  - Construction 26,000
  - Manufacturing 30,000
- **Service-providing: 417,000**
  - Trade/transportation/utilities 98,000
  - Information 8,000
  - Financial activities 11,000
  - Professional/business services 72,000
    - Professional/technical services 40,000
    - Management of companies/enterprises 4,000
    - Administrative/support services 29,000
  - Education/health services 40,000
    - Health care/social assistance 38,000
    - Education 2,000
  - Leisure/hospitality 170,000
  - Other services 18,000

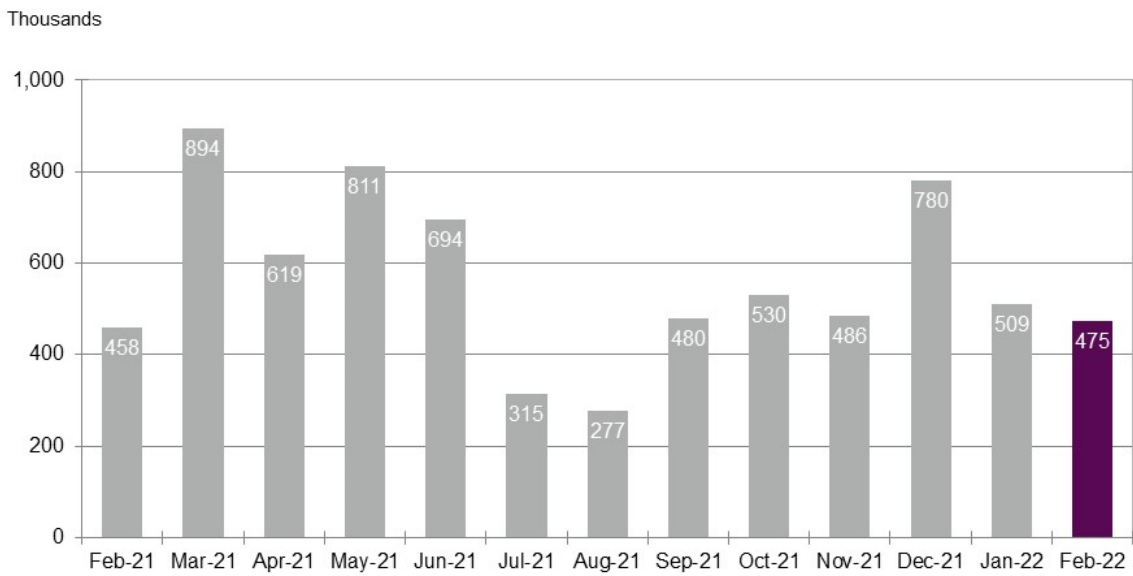
\* Sum of components may not equal total, due to rounding.

- **Franchise Employment\*\***
  - Franchise jobs 45,000

\*\*Complete details on franchise employment can be found [here](#).

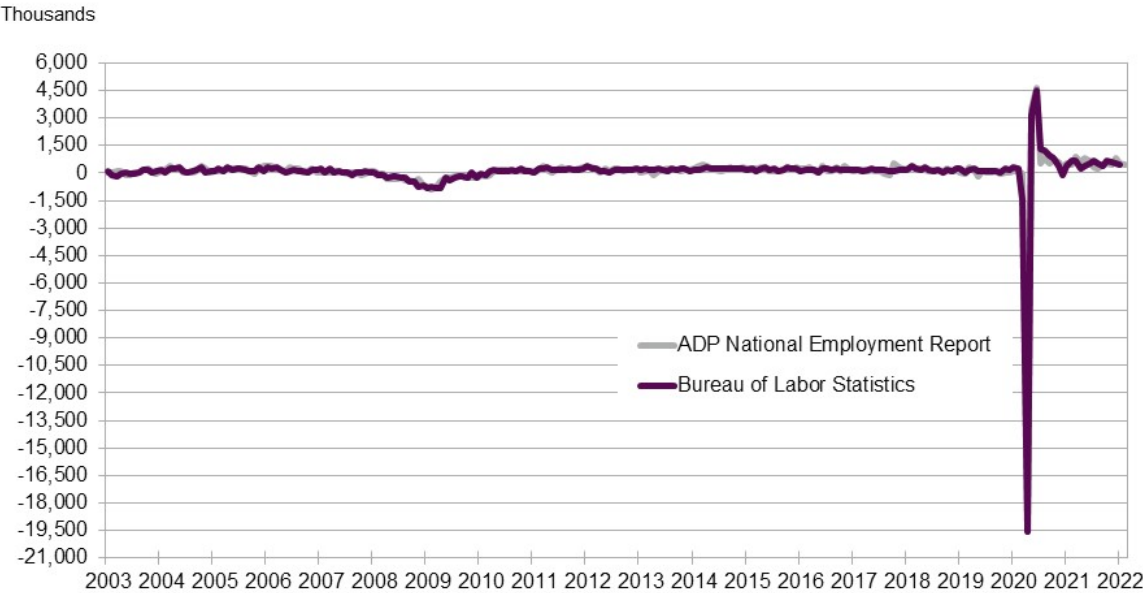
“Hiring remains robust but capped by reduced labor supply post-pandemic. Last month large companies showed they are well-poised to compete with higher wages and benefit offerings, and posted the strongest reading since the early days of the pandemic recovery,” said Nela Richardson, chief economist, ADP. “Small companies lost ground as they continue to struggle to keep pace with the wages and benefits needed to attract a limited pool of qualified workers.”

### Chart 1. Change in Total Nonfarm Private Employment

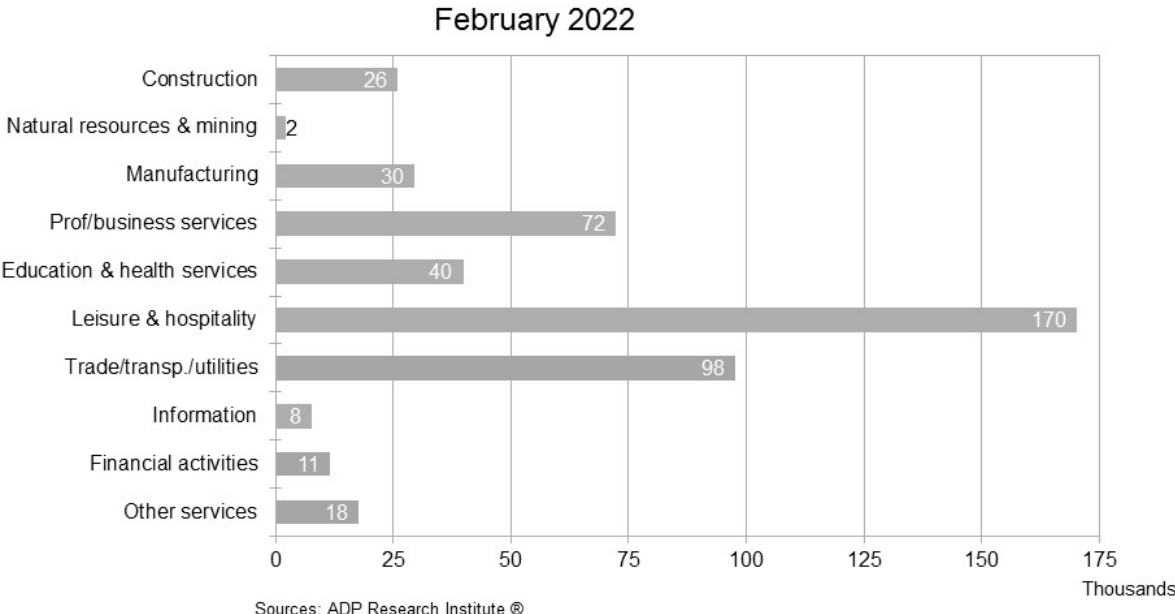


Sources: ADP Research Institute ®

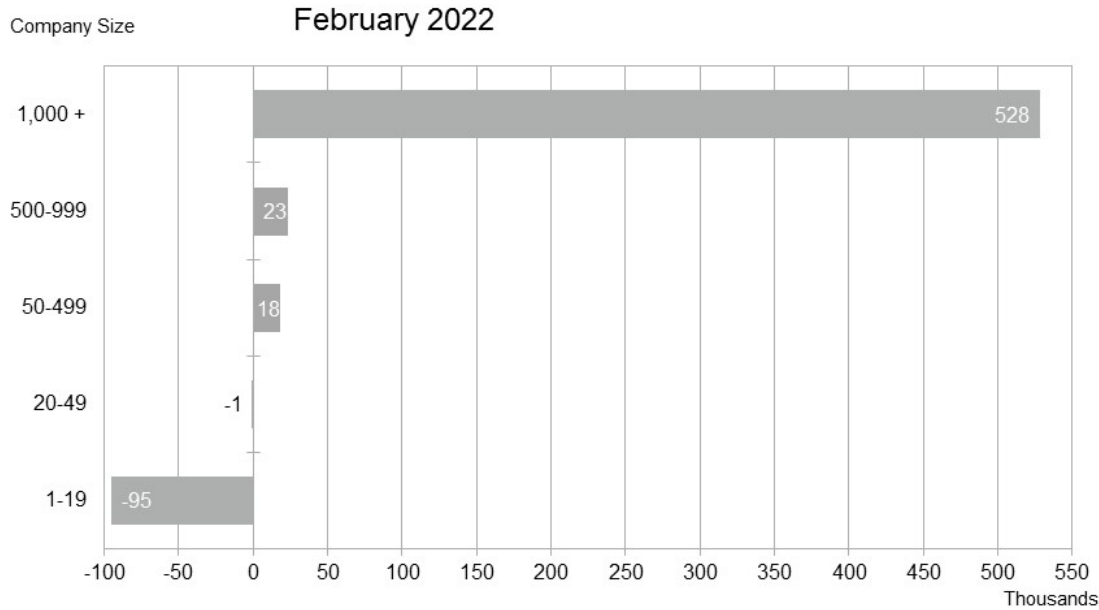
## Chart 2. Historical Trend – Change in Total Nonfarm Private Employment



## Chart 3. Change in Nonfarm Private Employment by Selected Industry



## Chart 4. Change in Nonfarm Private Employment by Company Size



Sources: ADP Research Institute ©

Note: All size data included in the ADP National Employment Report is based on size of business, defined as an entity with a unique Employer Identification Number, which may include multiple establishments. Sum of components may not equal total due to rounding.

The matched sample used to develop the *ADP National Employment Report* was derived from ADP payroll data, which represents 460,000 U.S. clients employing nearly 26 million workers in the U.S. The January total of jobs added was revised from -301,000 to 509,000.

In February's report, the following scheduled annual revisions have been reflected in the estimates of employment shown in the ADP National Employment Report:

- Adjustments of historical job growth estimates consistent with Quarterly Census of Employment and Wages (QCEW) data through March 2021 and the U.S. Bureau of Labor Statistics' annual benchmarking process.
- Incorporation of March 2021 industry and size class data from the QCEW in the generation process.

To obtain additional information about the *ADP National Employment Report*, including additional charts, supporting data and the schedule of future release dates, or to subscribe to the monthly email alerts and RSS feeds, please visit [www.adpemploymentreport.com](http://www.adpemploymentreport.com).

The March 2022 *ADP National Employment Report* will be released at 8:15 a.m. ET on March 30, 2022.

### About the **ADP® National Employment Report™**

The *ADP® National Employment Report™* is a monthly measure of the change in total U.S. nonfarm private employment derived from actual, anonymous payroll data of client companies served by ADP®, a leading provider of human capital management solutions. The report, which measures nearly 26 million U.S. workers, is produced by the ADP Research Institute®, a specialized group within the company that provides insights around employment trends and workforce strategy, in collaboration with Moody's Analytics, Inc.

Each month, ADP Research Institute issues the *ADP National Employment Report* as part of the company's commitment to adding deeper insights into the U.S. labor market and providing businesses, governments and others with a source of credible and valuable information. The *ADP National Employment Report* is broadly distributed to the public each month, free of charge.

The data for this report is collected for pay periods that can be interpolated to include the week of the 12<sup>th</sup> of each month, and processed with statistical methodologies similar to those used by the U.S. Bureau of Labor Statistics to compute employment from its monthly survey of establishments. Due to this processing, this subset is modified to make it indicative of national employment levels; therefore, the resulting employment changes computed for the *ADP National Employment Report* are not representative of changes in ADP's total base of U.S. business clients.

For a description of the underlying data and the statistical model used to create this report, please see the [ADP National Employment Report: Development Methodology](#).

### **About the ADP Research Institute**

The mission of the ADP Research Institute is to generate data-driven discoveries about the world of work, and to derive reliable economic indicators from these insights. We offer these findings to the world at large as our unique contribution to making the world of work better and more productive, and to bring greater awareness to the economy at large.

### **About Moody's Analytics**

Moody's Analytics provides financial intelligence and analytical tools to help business leaders make better, faster decisions. Our deep risk expertise, expansive information resources, and innovative application of technology help our clients confidently navigate an evolving marketplace. We are known for our industry-leading and award-winning solutions, made up of research, data, software, and professional services, assembled to deliver a seamless customer experience. We create confidence in thousands of organizations worldwide, with our commitment to excellence, open mindset approach, and focus on meeting customer needs.

### **About ADP (NASDAQ – ADP)**

Designing better ways to work through cutting-edge products, premium services and exceptional experiences that enable people to reach their full potential. HR, Talent, Time Management, Benefits and Payroll. Informed by data and designed for people. Learn more at [ADP.com](https://www.adp.com)

*ADP, the ADP logo, and Always Designing for People, ADP National Employment Report, ADP Small Business Report, ADP National Franchise Report, and ADP Research Institute are registered trademarks of ADP, Inc. All other marks are the property of their respective owners.*

Copyright © 2022 ADP, Inc. All rights reserved.

### **ADP-Media**

#### **Media Contact:**

Joanna DiNizio  
ADP, Inc.  
(973) 369-8167  
[joanna.dinizio@adp.com](mailto:joanna.dinizio@adp.com)